


MODEL IDENTIFICATION




BISCAYNE 153-15400 SERIES

MODEL 153-15411 2-DOOR SEDAN, 6-PASSENGER
MODEL 153-15435 4-DOOR STATION WAGON, 2-SEAT
MODEL 153-15469 4-DOOR SEDAN, 6-PASSENGER

BEL AIR 155-15600 SERIES

MODEL 155-15611 2-DOOR SEDAN, 6-PASSENGER
MODEL 155-15635 4-DOOR STATION WAGON, 2-SEAT
MODEL 155-15645 4-DOOR STATION WAGON, 3-SEAT
MODEL 155-15669 4-DOOR SEDAN, 6-PASSENGER




IMPALA 163-16400 SERIES

MODEL 163-16435 4-DOOR STATION WAGON, 2-SEAT
MODEL 163-16439 4-DOOR SPORT SEDAN, 6-PASSENGER
MODEL 163-16445 4-DOOR STATION WAGON, 3-SEAT
MODEL 163-16467 2-DOOR CONVERTIBLE, 5-PASSENGER
MODEL 163-16469 4-DOOR SEDAN, 6-PASSENGER
MODEL 163-16487 2-DOOR SPORT COUPE, 5-PASSENGER

IMPALA SUPER SPORT 167-16800 SERIES

MODEL 167-16867 2-DOOR CONVERTIBLE, 4-PASSENGER
MODEL 167-16887 2-DOOR SPORT COUPE, 4-PASSENGER



CAPRICE 16600 SERIES

MODEL 16635 4-DOOR STATION WAGON, 2-SEAT
MODEL 16639 4-DOOR SPORT SEDAN, 6-PASSENGER
MODEL 16645 4-DOOR STATION WAGON, 3-SEAT
MODEL 16647 2-DOOR SPORT COUPE, 5-PASSENGER

SERIAL NUMBERS AND IDENTIFICATION

ONLY BASIC DESIGNATIONS SHOWN

VEHICLE SERIAL NUMBER

6-Cylinder Example:

Model	Model Year	Assembly Plant (Tarrytown)	Unit Number (25th unit)
15369	7	T	100025

Thus: The 25th model built at Tarrytown would be serial number 153697T100025

8-Cylinder Example:

Model	Model Year	Assembly Plant (Flint)	Unit Number (26th unit)
15469	7	F	100026

Thus: The 26th model built at Flint would be serial number 154697F100026

ASSEMBLY PLANTS

A - Atlanta	R - Arlington
C - Southgate	S - St. Louis
D - Atlanta GMAD	T - Tarrytown
F - Flint	U - Lordsburg
J - Jansville	Y - Wilmington
L - Los Angeles	

Starting unit number ----- 100001 and up at each
assembly plant regardless of series
Location ----- Stamped on plate attached
to left front body hinge pillar

• TRANSMISSION IDENTIFICATION

Example: S7E01

Prefix	Plant and Type Designation	Production Month & Date
	S	S01D*
O	Saginaw -----	3-speed overdrive
S	Saginaw -----	3-speed
R	Saginaw -----	4-speed
P	Muncie -----	4-speed
C	Cleveland -----	Powerglide
T	Toledo -----	Powerglide
CC	Ypsilanti -----	Turbo Hydra-Matic

Location:
3-Speed & 4-speed ----- Stamped on
right hand side of the case in the upper forward corner.
4-Speed ----- Stamped on
the top right side of the case.
Powerglide ----- Stamped
on right hand side of pan.

© - Month: S denotes May; 01 denotes 1st day.
* - The letter "D" or "N", following the date
numerals, indicates day or night shift.

ENGINE IDENTIFICATION

Example: F 1210 FA

Source Designation	Production* Month & Date	Type Designation
F(Flint)	1210	FA

250 Cubic Inch 6-Cylinder

FA - Regular production engine, 3-speed
FM - Regular engine, Powerglide

283 Cubic Inch 8-Cylinder

GA - Regular production engine, 3-speed
GF - Regular, Powerglide

327 Cubic Inch 8-Cylinder (RPO L30)

HA - Optional, 3 or 4-speed trans., 4-bbl. carb.
HC - Optional, Powerglide, 4-bbl. carb.
● KL - Optional, Turbo Hydra-Matic, 4-bbl. carb.

396 Cubic Inch 8-Cylinder (RPO L35)

IA - Optional, 3 or 4-speed trans., 4-bbl. carb.
IG - Optional, Powerglide
IV - Optional, Hydra-Matic

427 Cubic Inch 8-Cylinder (RPO L36)

ID - Optional 3 or 4-speed, 4-bbl. carb.
IJ - Optional, Hydra-Matic

Location:

6-cylinder engine ----- Stamped on pad on right side
of cylinder block to rear of distributor
8-cylinder engine ----- Stamped on pad at front
right side of cylinder block

* - Month: December, 12; 10th day of December, 10

REAR AXLE IDENTIFICATION

Example: DA 0212 B

Type Designation	Production* Month & Date	Source† Designation
DA	0212	B

DA ----- 2.06 ----- 3-speed and Powerglide transmission
DB ----- 2.96 ----- 4-speed transmission
● EP ----- 2.73 ----- Turbo Hydra-Matic
EX ----- 2.70 ----- Overdrive transmission
GX (Wagons) - 3.55 - 3-speed and Powerglide transmission

Location ----- Bottom left or right of axle tube
adjacent to carrier housing

* - Month: February, 02; 12th day of February, 12
† - G-Gear & Axle, B-Buffalo, W-Warren